

Not to scale

00-015 – Keyed Chain Winder



00-016BL – Keyed Chain Winder (black) - 30kg

Mild Steel Chain

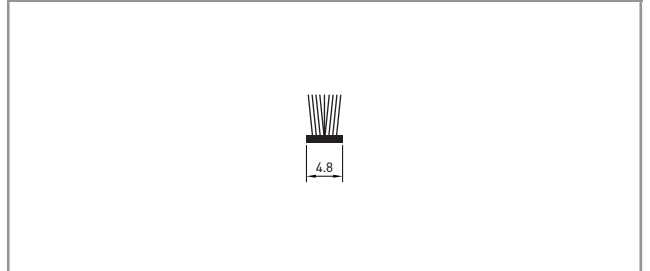


00-017BL – Keyed Chain Winder (black) - 30kg

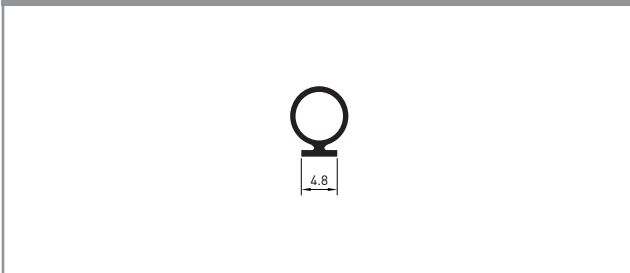
Stainless Steel Chain



02-016 – 6.3mm Woolpile




02-082 – Bulb Seal (PVC)



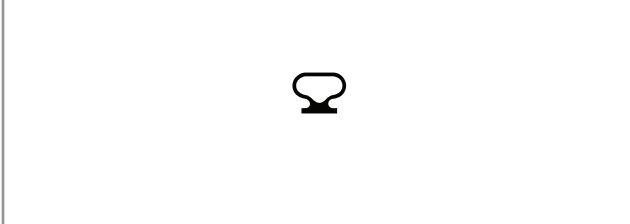
02-231 – V Seal

Suitable for 700-231, 700-235,
700-286, 700-407, 700-629



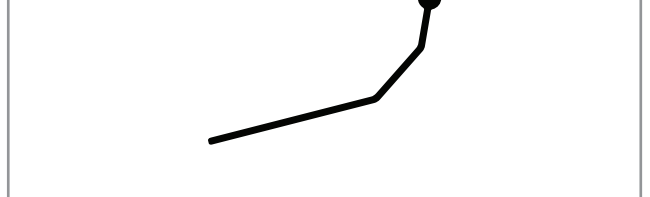
02-419 – Bulb Seal (Inner Sash)

Suitable for LSS-401, 370-126



02-512 – Transom Baffle (Semi-rigid)

Suitable for LSS-157, 370-122,
370-102




03-321 – Anti-lift Block

For 422 and 746 Systems



04-108 – Glazing Wedge



Up to date stock availability can be viewed at www.lidco.com.au/indices

PREMIER RANGE 373 SYSTEM

DuoTherm™ Awning/Casement/Fixed Light Window



Date: Jan 2013
Replaces:

Not to scale

04-116 – Glazing Wedge

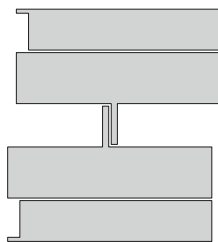


04-142 – Glazing Wedge



05-010 – Gasket Awning/Casement/Fixed

For 373 System



05-146 – Corner Stake (400-655)

Suitable for 400-655,
370-126, 900-019



05-673 – Corner Stake

Suitable for 400-673




09-010 – Flyscreen Locating Pin (black)

1000 units per box



09-278 – Flexible Handle (black)





Up to date stock availability can be viewed at www.lidco.com.au/indices

1300 663 848 techsupport@lidco.com.au

www.lidco.com.au



Not to scale

Casement Window Stay (Stainless Steel)  	Part Number	Length	Maximum Opening Angle	Maximum Sash Weight	Maximum Sash Width	Notes
	18-171	230mm	90°	25kg	800mm	
	18-171NF	230mm	90°	25kg	***	Non-friction
	18-183	430mm	90°	40kg	1000mm	
	18-183NF	430mm	90°	40kg	***	Non-friction

For **Casement Window** 373, 413, 710, 715, and 718 Systems

Awning Window Stay (Stainless Steel)  	Part Number	Length	Maximum Opening Angle	Maximum Sash Weight	Maximum Sash Height	Notes
	18-172	200mm	40°	10kg	600mm	
	18-172NF	200mm	40°	10kg	***	Non-friction
	18-173	350mm	30°	20kg	800mm	
	18-173NF	350mm	30°	20kg	***	Non-friction
	18-174	500mm	25°	30kg	1800mm	
18-174NF	500mm	25°	30kg	***	Non-friction	

For **Awning Window** 373, 413, 710, 715, and 718 Systems

Awning Window Stay (Aluminium)  	Part Number	Length	Maximum Opening Angle	Maximum Sash Weight	Maximum Sash Height	Notes
	18-190	230mm	45°	6kg	750mm	
	18-192	230mm	45°	10kg	***	Non-friction
	18-191	330mm	35°	9kg	1000mm	
	18-187	420mm	20°	15kg	1800mm	
	18-187	420mm	20°	20kg	1500mm	
18-187	420mm	20°	43kg	1200mm		

For **Awning Window** 373, 413, 710, 715, and 718 Systems

*** Based on weight rating of the winder

Up to date stock availability can be viewed at www.lidco.com.au/indices

PREMIER RANGE 373 SYSTEM

DuoTherm™ Awning/Casement/Fixed Light Window



Date: Jan 2013
Replaces:

18-201 – Stainless Steel Restrictor



19-300L – 6mm Cam Handle (Left)



19-300R – 6mm Cam Handle (Right)



19-301L – 6mm Lockable Cam Handle (Left)



19-301R – 6mm Lockable Cam Handle (Right)



Up to date stock availability can be viewed at www.lidco.com.au/indices

1300 663 848 techsupport@lidco.com.au

www.lidco.com.au